



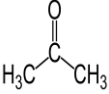






Certificate of Analysis

State of FL OMMJ License Number: CMTL - 006
ISO/IEC 17025 ACCREDITATION # 109150

Client Sample ID:	TIN1-EVE1/2021-020		
Client:	TREADWELL FARMS	Date Received:	11/17/2021
Client Lot#:	NA	Lab Sample ID:	F111016-01
Production Date:	NA	Report Date:	11/30/2021
Product Type:	Non-Inhalable Products	Barcode:	NA

								
Pesticides	Heavy Metals	Microbial	Mycotoxine	Res. Solvent	Moisture	H2O Content	Foreign Matter	Terpene
<input checked="" type="checkbox"/>	<input checked="" type="checkbox"/>	<input checked="" type="checkbox"/>	<input checked="" type="checkbox"/>	<input checked="" type="checkbox"/>	<input type="checkbox"/>	<input type="checkbox"/>	<input checked="" type="checkbox"/>	<input checked="" type="checkbox"/>
Passed	Passed	Passed	Passed	Passed	Not Tested	Not Tested	Passed	Tested

Test Method: ACCULAB SOP 15 **BATCH: B211010** **Analysis Date: 10/14/2021 15:00:00**

CAS#	Cannabinoids	Result (%)	mg/g	LOQ%
23978-85-0	THCA	ND	ND	0.007
1972-08-3	delta 9-THC	0.0563	0.563	0.007
5957-75-5	delta 8-THC	ND	ND	0.007
31262-37-0	THCV	ND	ND	0.007
13956-29-1	THCVa	ND	ND	0.007
1244-58-2	CBD	4.03	40.3	0.138
24274-48-4	CBDA	ND	ND	0.007
521-35-7	CBDV	0.0186	0.186	0.007
185505-15-1	CBDVa	ND	ND	0.007
25654-31-3	CBN	0.0171	0.171	0.007
25555-57-1	CBCA	ND	ND	0.007
20675-51-8	CBG	0.0406	0.406	0.007
25555-57-1	CBGA	ND	ND	0.007
31932-13-5	CBC	0.0436	0.436	0.007



TOTAL CBD (%)	4.03
Total CBD per Unit	1157
TOTAL THC (%)	0.0563
TOTAL THC per Unit	16
TOTAL CANNABINOIDS (%)	4.21
TOTAL CANNABINOIDS per Unit	1195

