
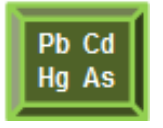


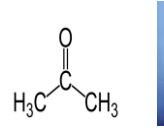






Certificate of Analysis

State of FL OMMJ License Number: CMTL - 006
ISO/IEC 17025 ACCREDITATION # 109150

Client Sample ID:	Cooling Mint Relief Roll On		
Client:	TREADWELL FARMS	Date Received:	10/8/2021
Client Lot#:	RO1-REL/2021-016	Lab Sample ID:	F110013-01
Production Date:	NA	Report Date:	10/15/2021
Product Type:	Non-Inhalable Products	Barcode:	NA

								
Pesticides	Heavy Metals	Microbial	Mycotoxine	Res. Solvent	Moisture	H2O Content	Foreign Matter	Terpene
<input checked="" type="checkbox"/>	<input checked="" type="checkbox"/>	<input checked="" type="checkbox"/>	<input checked="" type="checkbox"/>	<input checked="" type="checkbox"/>	<input type="checkbox"/>	<input type="checkbox"/>	<input checked="" type="checkbox"/>	<input checked="" type="checkbox"/>
Passed	Passed	Passed	Passed	Passed	Not Tested	Not Tested	Passed	Tested

Test Method: ACCULAB SOP 15 **BATCH: B211010** **Analysis Date: 10/12/2021 15:57:05**

CAS#	Cannabinoids	Result (%)	mg/g	LOQ%
23978-85-0	THCA	ND	ND	0.0752
1972-08-3	delta 9-THC	ND	ND	0.0752
5957-75-5	delta 8-THC	ND	ND	0.0752
31262-37-0	THCV	ND	ND	0.0752
13956-29-1	THCVa	ND	ND	0.0752
1244-58-2	CBD	3.35	33.5	0.150
24274-48-4	CBDA	ND	ND	0.0752
521-35-7	CBDV	ND	ND	0.0752
185505-15-1	CBDVa	ND	ND	0.0752
25654-31-3	CBN	ND	ND	0.0752
25555-57-1	CBCA	ND	ND	0.0752
20675-51-8	CBG	ND	ND	0.0752
25555-57-1	CBGA	ND	ND	0.0752
31932-13-5	CBC	ND	ND	0.0752



TOTAL CBD (%)	3.35
Total CBD per Unit	294
TOTAL THC (%)	ND
TOTAL THC per Unit	ND
TOTAL CANNABINOIDS (%)	3.35
TOTAL CANNABINOIDS per Unit	294

