
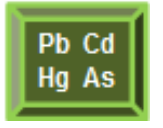


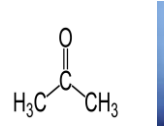






Certificate of Analysis

State of FL OMMJ License Number: CMTL - 006
ISO/IEC 17025 ACCREDITATION # 109150

Client Sample ID:	TIN1-CIT1/2021 - 013	Date Received:	9/23/2021
Client:	TREADWELL FARMS	Lab Sample ID:	F109031-01
Client Lot#:	TIN1-CIT1/2021 - 013	Report Date:	9/29/2021
Production Date:	NA	Barcode:	NA
Product Type:	Non-Inhalable Products		

								
Pesticides	Heavy Metals	Microbial	Mycotoxine	Res. Solvent	Moisture	H2O Content	Foreign Matter	Terpene
<input checked="" type="checkbox"/>	<input checked="" type="checkbox"/>	<input checked="" type="checkbox"/>	<input type="checkbox"/>	<input checked="" type="checkbox"/>	<input type="checkbox"/>	<input type="checkbox"/>	<input type="checkbox"/>	<input checked="" type="checkbox"/>
Passed	Passed	Passed	Passed	Passed	Not Tested	Not Tested	Passed	Tested

Test Method: ACCULAB SOP 15 BATCH: 0 Analysis Date: 0

CAS#	Cannabinoids	Result (%)	mg/g	LOQ%
23978-85-0	THCA	ND	ND	0.008
1972-08-3	delta 9-THC	0.124	1.24	0.008
5957-75-5	delta 8-THC	ND	ND	0.008
31262-37-0	THCV	ND	ND	0.008
13956-29-1	CBD	4.69	46.9	0.188
1244-58-2	CBDA	ND	ND	0.008
24274-48-4	CBDV	0.101	1.01	0.008
521-35-7	CBN	0.0179	0.179	0.008
185505-15-1	CBCA	ND	ND	0.008
25654-31-3	CBG	0.0659	0.659	0.008
25555-57-1	CBGA	ND	ND	0.008
20675-51-8	CBC	0.0453	0.453	0.008



TOTAL CBD (%)	4.69
Total CBD Per UNIT (mg)	1308
TOTAL THC (%)	0.124
TOTAL THC Per UNIT	34.6
TOTAL CANNABINOIDS (%)	5.04
TOTAL CANNABINOIDS Per Unit	1408

